



# DTH Drilling Equipment

MAXDRILL ROCK TOOLS CO.,LTD



LOW AIR PRESSURE DTH DRILLING TOOLS

# CONTENTS

Product Introduction .....	04
Low Air Pressure DTH Hammers .....	05-19
Low Air Pressure DTH Bits .....	20-21
Technical Parameters .....	22-24



### Low Air Pressure DTH Hammer (i.e.MDC 65B)

MD	C	65B
Our Company	Cir	Type

### Low Air Pressure DTH Bit (i.e.MDC 70-75)

MD	C	70	75
Our Company	Cir	Type	Diameter of Bit

# LOW AIR PRESSURE DTH HAMMERS AND BITS

## Product features:

Low Air Pressure Down the hole hammers are widely used for drilling various tough rocks with poor drillability in geotechnical . The characteristics are as follows:

- ◆ Low Air Pressure Down the hole hammer belongs to a valve-type central exhaust hammer, which has a good effect of discharging rock dust, reduces repeated crushing of rock slag, lowers drill bit wear, and improves drilling efficiency;
- ◆ The latest rock drilling theory is used to design the internal structure size of the HAMMER, so that the HAMMER can obtain ideal energy transmission, large single impact energy, faster drilling speed, and lower wind consumption;

## Scope of application:

Mining, quarry, road construction and other engineering drilling blasting holes, landslide protection, dam site reinforcement, anchoring and other engineering holes, geothermal source air conditioning, hydrology, water well holes and other fields.

Decomposition	Item	Part Number	Description
	1	MDC65B01	Top Sub
	2	MDC65B02	Valve Seal
	3	MDC65B03	Check Valve
	4	MDC65B04	Check Valve With Spring
	5	MDC65B05	Steel Pad Ring
	6	MDC65B06	Rubber Ring
	7	MDC65B07	Valve Cover
	8	MDC65B08	Valve
	9	MDC65B09	Spring Type Straight Pins
	10	MDC65B10	Check Valve Guide
	11	MDC65B11	Internal Cylinder
	12	MDC65B12	Piston
	13	MDC65B13	Piston Case
	14	MDC65B14	Guide Sleeve
	15	MDC65B15	Rubber Block
	16	MDC65B16	Spring
	17	MDC65B17	Parallel Pins
	18	MDC65B18	Pivot Bracket
	19	MDC65B19	Driver Sub

Product Number

**MDC65B**

Technical Parameters	
Length( Less bit)	745mm
Weight( Less bit)	13.0 kg
External Diameter	φ61.2mm
Bit Shank	MDC65PQ
Hold Range (mm)	φ68-φ70
Connection thread with drill bit	φ37-4
Connection thread with drill rod	M42 X 10 X 1.5P
Working Pressure	0.5-0.7Mpa
Air Consumption (m3/min)	2.5
Torque (J)	51
Impact frequency	≥810

Decomposition	Item	Part Number	Description
	1	MDC7001	Top Sub
	2	MDC7002	Valve Seal
	3	MDC7003	Check Valve
	4	MDC7004	Check Valve With Spring
	5	MDC7005	Steel Pad Ring
	6	MDC7006	Rubber Ring
	7	MDC7007	Valve Cover
	8	MDC7008	Valve
	9	MDC7009	Spring Type Straight Pins
	10	MDC7010	Check Valve Guide
	11	MDC7011	Internal Cylinder
	12	MDC7012	Piston
	13	MDC7013	Piston Case
	14	MDC7014	Guide Sleeve
	15	MDC7015	Sleeve
	16	MDC7016	Bit Retainer
	17	MDC7017	Bit Retainer Ring With O-ring
	18	MDC7018	Driver Sub

Product Number

**MDC70**

Technical Parameters	
Length( Less bit)	803mm
Weight( Less bit)	14.0 kg
External Diameter	φ67.2mm
Bit Shank	MDC70-75
Hold Range (mm)	φ72-φ74
Connection thread with drill bit	φ43-6
Connection thread with drill rod	DZ50B
Working Pressure	0.5-0.7Mpa
Air Consumption (m3/min)	3
Torque (J)	70
Impact frequency	≥810

Decomposition	Item	Part Number	Description
	1	MDC7601	Top Sub
	2	MDC7602	Valve Seal
	3	MDC7603	Check Valve
	4	MDC7604	Check Valve With Spring
	5	MDC7605	Steel Pad Ring
	6	MDC7606	Rubber Ring
	7	MDC7607	Valve Cover
	8	MDC7608	Valve
	9	MDC7609	Spring Type Straight Pins
	10	MDC7610	Check Valve Guide
	11	MDC7611	Internal Cylinder
	12	MDC7612	Piston
	13	MDC7613	Piston Case
	14	MDC7614	Guide Sleeve
	15	MDC7615	Rubber Block
	16	MDC7616	Spring
	17	MDC7617	Parallel Pins
	18	MDC7618	Pivot Bracket
	19	MDC7619	Driver Sub

Product Number

**MDC76**

Technical Parameters	
Length( Less bit)	766mm
Weight( Less bit)	15.0 kg
External Diameter	φ67.2mm
Bit Shank	MDC76PQ MDC76-78
Hold Range (mm)	φ74-φ76
Connection thread with drill bit	φ44-4
Connection thread with drill rod	M48 X 10 X 2P
Working Pressure	0.5-0.7Mpa
Air Consumption (m3/min)	3
Torque (J)	75
Impact frequency	≥810

Decomposition	Item	Part Number	Description
	1	MDC8001	Top Sub
	2	MDC8002	Valve Seal
	3	MDC8003	Check Valve
	4	MDC8004	Check Valve With Spring
	5	MDC8005	Steel Pad Ring
	6	MDC8006	Rubber Ring
	7	MDC8007	Valve Cover
	8	MDC8008	Valve
	9	MDC8009	Guide Tube
	10	MDC8010	Check Valve Guide
	11	MDC8011	Internal Cylinder
	12	MDC8012	Piston
	13	MDC8013	Piston Case
	14	MDC8014	Guide Sleeve
	15	MDC8015	Rubber Block
	16	MDC8016	Spring
	17	MDC8017	Parallel Pins
	18	MDC8018	Pivot Bracket
	19	MDC8019	Driver Sub

Product Number

**MDC80**

#### Technical Parameters

Length( Less bit)	796mm
Weight( Less bit)	17.0 kg
External Diameter	φ72mm
Bit Shank	MDC80PQ MDC90A
Hold Range (mm)	φ80-φ82
Connection thread with drill bit	φ50-6
Connection thread with drill rod	M48 X 10 X 2P
Working Pressure	0.5-0.7Mpa
Air Consumption (m3/min)	5
Torque (J)	81
Impact frequency	≥800



Decomposition	Item	Part Number	Description
	1	MDC80-II01	Top Sub
	2	MDC80-II02	O-Ring
	3	MDC80-II03	Valve Seal
	4	MDC80-II04	Check Valve
	5	MDC80-II05	Check Valve With Spring
	6	MDC80-II06	Steel Pad Ring
	7	MDC80-II07	Valve Cover
	8	MDC80-II08	Valve
	9	MDC80-II09	Spring Type Straight Pins
	10	MDC80-II10	Check Valve Guide
	11	MDC80-II11	Internal Cylinder
	12	MDC80-II12	Piston
	13	MDC80-II13	Piston Case
	14	MDC80-II14	Guide Sleeve
	15	MDC80-II15	Sleeve
	16	MDC80-II16	Bit Retainer
	17	MDC80-II17	Bit Retainer Ring With O-Ring
	18	MDC80-II18	Driver Sub

Product Number

**MDC80-II**

#### Technical Parameters

Length( Less bit)	756mm
Weight( Less bit)	15.0 kg
External Diameter	φ67mm
Bit Shank	MDC80-II-80
Hold Range (mm)	φ75-φ80
Connection thread with drill bit	φ44.5-6
Connection thread with drill rod	45 X 4B
Working Pressure	0.5-0.7Mpa
Air Consumption (m3/min)	3
Torque (J)	75
Impact frequency	≥810

Decomposition	Item	Part Number	Description
	1	MDC80X01	Top Sub
	2	MDC80X02	Valve Seal
	3	MDC80X03	Check Valve
	4	MDC80X04	Check Valve With Spring
	5	MDC80X05	Steel Pad Ring
	6	MDC80X06	Rubber Ring
	7	MDC80X07	Valve Cover
	8	MDC80X08	Valve
	9	MDC80X09	Spring Type Straight Pins
	10	MDC80X10	Check Valve Guide
	11	MDC80X11	Internal Cylinder
	12	MDC80X12	Piston
	13	MDC80X13	Piston Case
	14	MDC80X14	Guide Sleeve
	15	MDC80X15	Sleeve
	16	MDC80X16	Rubber Block
	17	MDC80X17	Spring
	18	MDC80X18	Parallel Pins
	19	MDC80X19	Pivot Bracket
	20	MDC80X20	Driver Sub

### Technical Parameters

Length( Less bit)	756mm
Weight( Less bit)	17.0 kg
External Diameter	φ72mm
Bit Shank	MDC80PQ MDC90A
Hold Range (mm)	φ80-φ82
Connection thread with drill bit	φ50-6
Connection thread with drill rod	DZ50B
Working Pressure	0.5-0.7Mpa
Air Consumption (m3/min)	4.5
Torque (J)	75
Impact frequency	≥800

Product Number

# MDC80X

Decomposition	Item	Part Number	Description
	1	MDC80XD01	Top Sub
	2	MDC80XD02	O-Ring
	3	MDC80XD03	Valve Seal
	4	MDC80XD04	Check Valve
	5	MDC80XD05	Check Valve With Spring
	6	MDC80XD06	Steel Pad Ring
	7	MDC80XD07	Valve Cover
	8	MDC80XD08	Valve
	9	MDC80XD09	Spring Type Straight Pins
	10	MDC80XD10	Check Valve Guide
	11	MDC80XD11	Internal Cylinder
	12	MDC80XD12	Piston
	13	MDC80XD13	Piston Case
	14	MDC80XD14	Guide Sleeve
	15	MDC80XD15	Sleeve
	16	MDC80XD16	Bit Retainer
	17	MDC80XD17	Bit Retainer Ring With O-Ring
	18	MDC80XD18	Driver Sub

Product Number

**MDC80XD**

### Technical Parameters

Length( Less bit)	735mm
Weight( Less bit)	17.0 kg
External Diameter	φ74mm
Bit Shank	MDC80XD-90
Hold Range (mm)	φ80-φ90
Connection thread with drill bit	φ49-6
Connection thread with drill rod	API 2 3/8 "Reg
Working Pressure	0.5-0.7Mpa
Air Consumption (m3/min)	5.5
Torque (J)	85
Impact frequency	≥800

Decomposition	Item	Part Number	Description
	1	MDC9001	Top Sub
	2	MDC9002	Valve Seal
	3	MDC9003	Check Valve
	4	MDC9004	Check Valve With Spring
	5	MDC9005	Steel Pad Ring
	6	MDC9006	Rubber Ring
	7	MDC9007	Valve Cover
	8	MDC9008	Valve
	9	MDC9009	Guide Tube
	10	MDC9010	Check Valve Guide
	11	MDC9011	Internal Cylinder
	12	MDC9012	Piston
	13	MDC9013	Piston Case
	14	MDC9014	Guide Sleeve
	15	MDC9015	Rubber Block
	16	MDC9016	Spring
	17	MDC9017	Parallel Pins
	18	MDC9018	Pivot Bracket
	19	MDC9019	Driver Sub

Product Number

**MDC90**

#### Technical Parameters

Length( Less bit)	796mm
Weight( Less bit)	20.0 kg
External Diameter	φ80.2mm
Bit Shank	MDC90-90/100/105/110/120/130
Hold Range (mm)	φ90-φ130
Connection thread with drill bit	φ54-6
Connection thread with drill rod	M48 X 10 X 2P
Working Pressure	0.5-0.7Mpa
Air Consumption (m3/min)	6
Torque (J)	110
Impact frequency	≥820

Decomposition	Item	Part Number	Description
	1	MDC90- I 01	Top Sub
	2	MDC90- I 02	Valve Seal
	3	MDC90- I 03	Check Valve
	4	MDC90- I 04	Check Valve With Spring
	5	MDC90- I 05	Steel Pad Ring
	6	MDC90- I 06	Rubber Ring
	7	MDC90- I 07	Valve Cover
	8	MDC90- I 08	Valve
	9	MDC90- I 09	Spring Type Straight Pins
	10	MDC90- I 10	Check Valve Guide
	11	MDC90- I 11	Internal Cylinder
	12	MDC90- I 12	Piston
	13	MDC90- I 13	Piston Case
	14	MDC90- I 14	Guide Sleeve
	15	MDC90- I 15	Rubber Block
	16	MDC90- I 16	Spring
	17	MDC90- I 17	Parallel Pins
	18	MDC90- I 18	Pivot Bracket
	19	MDC90- I 19	Driver Sub

Product Number

**MDC90- I**

Technical Parameters	
Length( Less bit)	796mm
Weight( Less bit)	20.0 kg
External Diameter	φ80.2mm
Bit Shank	MDC90-90/100/105/110/120/130
Hold Range (mm)	φ90-φ130
Connection thread with drill bit	φ54-6
Connection thread with drill rod	M48 X 10 X 2P
Working Pressure	0.5-0.7Mpa
Air Consumption (m3/min)	5.5
Torque (J)	120
Impact frequency	≥820

Decomposition	Item	Part Number	Description
	1	MDC11001	Top Sub
	2	MDC11002	Valve Seal
	3	MDC11003	Check Valve
	4	MDC11004	Check Valve With Spring
	5	MDC11005	Steel Pad Ring
	6	MDC11006	Rubber Ring
	7	MDC11007	Compression Buffer
	8	MDC11008	Valve Cover
	9	MDC11009	Valve
	10	MDC11010	Guide Tube
	11	MDC11011	Check Valve Guide
	12	MDC11012	Internal Cylinder
	13	MDC11013	Piston
	14	MDC11014	Piston Case
	15	MDC11015	Guide Sleeve
	16	MDC11016	Rubber Block
	17	MDC11017	Spring
	18	MDC11018	Parallel Pins
	19	MDC11019	Pivot Bracket
	20	MDC11020	Driver Sub

### Technical Parameters

Length( Less bit)	838mm
Weight( Less bit)	30 kg
External Diameter	φ98mm
Bit Shank	MDC110-110/115/120/130/135/140/150
Hold Range (mm)	φ110-φ150
Connection thread with drill bit	φ65-6
Connection thread with drill rod	API 2 3/8 " Reg
Working Pressure	0.5-0.7Mpa
Air Consumption (m3/min)	11
Torque (J)	180
Impact frequency	≥830

Product Number

# MDC110

Decomposition	Item	Part Number	Description
	1	MDC110- I 01	Top Sub
	2	MDC110- I 02	Valve Seal
	3	MDC110- I 03	Check Valve
	4	MDC110- I 04	Check Valve With Spring
	5	MDC110- I 05	Steel Pad Ring
	6	MDC110- I 06	Rubber Ring
	7	MDC110- I 07	Valve Cover
	8	MDC110- I 08	Valve
	9	MDC110- I 09	Guide Tube
	10	MDC110- I 10	Check Valve Guide
	11	MDC110- I 11	Internal Cylinder
	12	MDC110- I 12	Piston
	13	MDC110- I 13	Piston Case
	14	MDC110- I 14	Guide Sleeve
	15	MDC110- I 15	Rubber Block
	16	MDC110- I 16	Spring
	17	MDC110- I 17	Parallel Pins
	18	MDC110- I 18	Pivot Bracket
	19	MDC110- I 19	Driver Sub

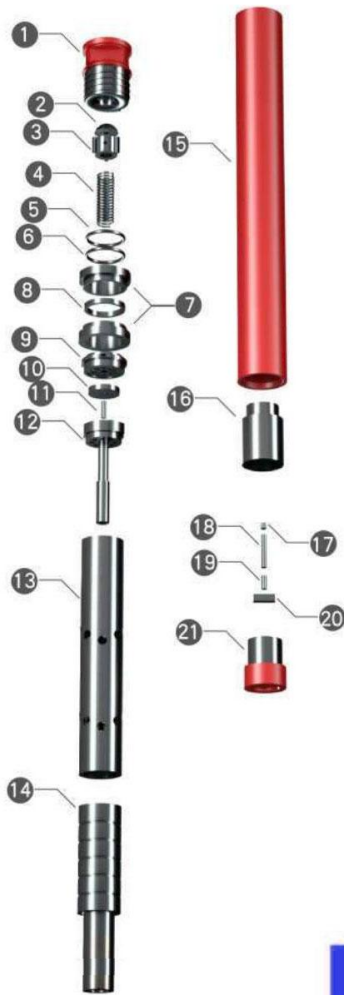
Product Number

**MDC110- I**

**Technical Parameters**

Length( Less bit)	838mm
Weight( Less bit)	30 kg
External Diameter	φ98mm
Bit Shank	MDC110-110/115/120/130/135/140/150
Hold Range (mm)	φ110-φ150
Connection thread with drill bit	φ65-6
Connection thread with drill rod	API 2 3/8" Reg
Working Pressure	0.5-0.7Mpa
Air Consumption (m3/min)	8-12
Torque (J)	198
Impact frequency	≥830

Decomposition	Item	Part Number	Description
---------------	------	-------------	-------------



1	MDC15001	Top Sub
2	MDC15002	Valve Seal
3	MDC15003	Check Valve
4	MDC15004	Check Valve With Spring
5	MDC15005	Adjusting Pad
6	MDC15006	Steel Pad Ring
7	MDC15007	Compression Buffer
8	MDC15008	Rubber Ring
9	MDC15009	Valve Cover
10	MDC15010	Valve
11	MDC15011	Guide Tube
12	MDC15012	Check Valve Guide
13	MDC15013	Internal Cylinder
14	MDC15014	Piston
15	MDC15015	Piston Case
16	MDC15016	Guide Sleeve
17	MDC15017	Rubber Block
18	MDC15018	Spring
19	MDC15019	Parallel Pins
20	MDC15020	Pivot Bracket
21	MDC15021	Driver Sub

#### Technical Parameters

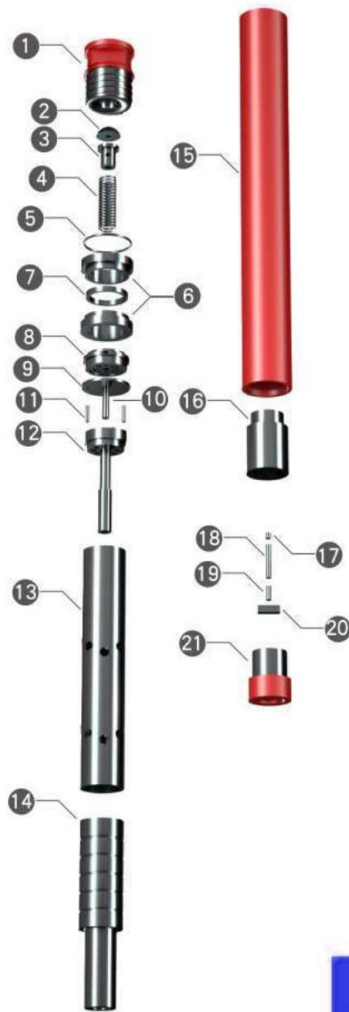
Length( Less bit)	908mm
Weight( Less bit)	75 kg
External Diameter	φ137mm
Bit Shank	MDC150-155/165/185/200/210/220
Hold Range (mm)	φ155-φ220
Connection thread with drill bit	φ90-6
Connection thread with drill rod	M76 X 10 X 3B
Working Pressure	0.5-0.7Mpa
Air Consumption (m3/min)	17
Torque (J)	340
Impact frequency	≥800

Product Number

# MDC150



Decomposition	Item	Part Number	Description
---------------	------	-------------	-------------



1	MDC150- I 01	Top Sub
2	MDC150- I 02	Valve Seal
3	MDC150- I 03	Check Valve
4	MDC150- I 04	Check Valve With Spring
5	MDC150- I 05	Adjusting Pad
6	MDC150- I 06	Compression Buffer
7	MDC150- I 07	Rubber Ring
8	MDC150- I 08	Valve Cover
9	MDC150- I 09	Valve
10	MDC150- I 10	Guide Tube
11	MDC150- I 11	Pins
12	MDC150- I 12	Check Valve Guide
13	MDC150- I 13	Internal Cylinder
14	MDC150- I 14	Piston
15	MDC150- I 15	Piston Case
16	MDC150- I 16	Guide Sleeve
17	MDC150- I 17	Rubber Block
18	MDC150- I 18	Spring
19	MDC150- I 19	Parallel Pins
20	MDC150- I 20	Pivot Bracket
21	MDC150- I 21	Driver Sub

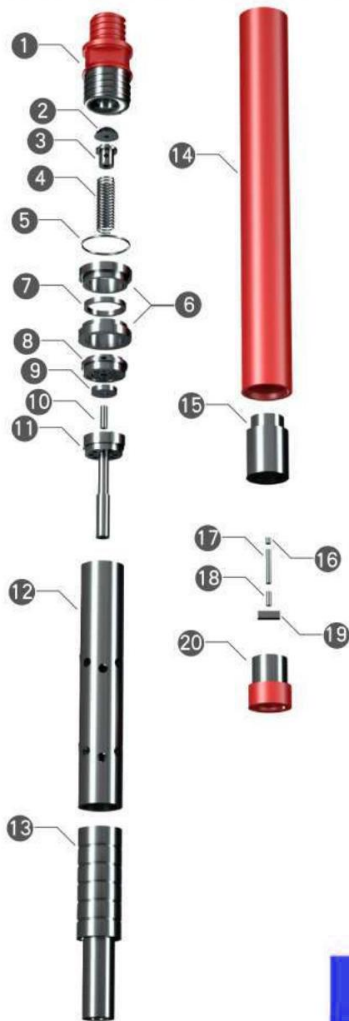
### Technical Parameters

Length( Less bit)	908mm
Weight( Less bit)	75 kg
External Diameter	φ137mm
Bit Shank	MDC150-155/165/185/200/210/220
Hold Range (mm)	φ155-φ220
Connection thread with drill bit	φ90-6
Connection thread with drill rod	M76 X 10 X 3B
Working Pressure	0.5-0.7Mpa
Air Consumption (m3/min)	17
Torque (J)	340
Impact frequency	≥800

Product Number

# MDC150- I

Decomposition	Item	Part Number	Description
---------------	------	-------------	-------------



1	MDC17001	Top Sub
2	MDC17002	Valve Seal
3	MDC17003	Check Valve
4	MDC17004	Check Valve With Spring
5	MDC17005	Adjusting Pad
6	MDC17006	Compression Buffer
7	MDC17007	Rubber Ring
8	MDC17008	Valve Cover
9	MDC17009	Valve
10	MDC17010	Guide Tube
11	MDC17011	Check Valve Guide
12	MDC17012	Internal Cylinder
13	MDC17013	Piston
14	MDC17014	Piston Case
15	MDC17015	Guide Sleeve
16	MDC17016	Rubber Block
17	MDC17017	Spring
18	MDC17018	Parallel Pins
19	MDC17019	Pivot Bracket
20	MDC17020	Driver Sub

### Technical Parameters

Length( Less bit)	1023mm
Weight( Less bit)	90 kg
External Diameter	φ156mm
Bit Shank	MDC170-175/185/195/200/210/220/230/240/250
Hold Range (mm)	φ175-φ250
Connection thread with drill bit	φ98-6
Connection thread with drill rod	M100 X 28 X 10P
Working Pressure	0.5-0.7Mpa
Air Consumption (m3/min)	19.5
Torque (J)	420
Impact frequency	≥790

Product Number

# MDC170








Decomposition	Item	Part Number	Description
	1	MDC170- I 01	Top Sub
	2	MDC170- I 02	Valve Seal
	3	MDC170- I 03	Check Valve
	4	MDC170- I 04	Check Valve With Spring
	5	MDC170- I 05	Adjusting Pad
	6	MDC170- I 06	Compression Buffer
	7	MDC170- I 07	Rubber Ring
	8	MDC170- I 08	Valve Cover
	9	MDC170- I 09	Valve
	10	MDC170- I 10	Guide Tube
	11	MDC170- I 11	Pins
	12	MDC170- I 12	Check Valve Guide
	13	MDC170- I 13	Internal Cylinder
	14	MDC170- I 14	Piston
	15	MDC170- I 15	Piston Case
	16	MDC170- I 16	Guide Sleeve
	17	MDC170- I 17	Rubber Block
	18	MDC170- I 18	Spring
	19	MDC170- I 19	Parallel Pins
	20	MDC170- I 20	Pivot Bracket
	21	MDC170- I 21	Driver Sub

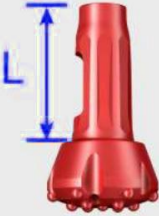
### Technical Parameters

Length( Less bit)	1023mm
Weight( Less bit)	90 kg
External Diameter	φ156mm
Bit Shank	MDC170-175/185/195/200/210/220/230/240/250
Hold Range (mm)	φ175-φ250
Connection thread with drill bit	φ98-6
Connection thread with drill rod	M100 X 28 X 10P
Working Pressure	0.5-0.7Mpa
Air Consumption (m3/min)	19.5
Torque (J)	420
Impact frequency	≥790

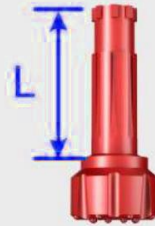
Product Number

# MDC170- I

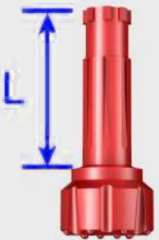
Face	Button	Applications
		<p>Convex face ballistic button bits, are suitable for soft rocks with compressive strength less than 1033.5bar. In addition, the rocks have the better agglomeration and identity, and have the lower abrasiveness.</p> <p>eg:Soft limestone, mud, slate</p>
		<p>Convex face, Round button bits, are suitable for medium soft rocks with compressive strength of 1033.5-1722.5bar and the rocks have the better agglomeration and identity.</p> <p>eg:Hard limestone, granite, sandstone, diorite, schist, marble</p>
Face	Button	Applications
		<p>Concave Face Round button bits, are suitable for medium soft and medium hard rocks with compressive strength of 1033.5-2067bar. The rock formations can have voids, faults, porosities, and defects. In the quickly drilling operation, the cross-section slot provides a convenient slag discharge channel.</p> <p>eg: Hard limestone, granite, sandstone, schist, marble.</p>
Face	Button	Applications
		<p>Flat face Round button bits, are suitable for medium hard rocks and hard rocks with compressive strength greater than 2067bar. The rocks should be aggregated together, but a small portion of voids and cracks are allowed.</p> <p>eg:Granite, gabbro.</p>



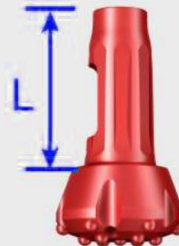
MDC65B  
L=105mm  
Spline=4



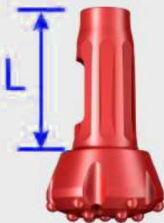
MDC80XD  
L=165mm  
Spline=6



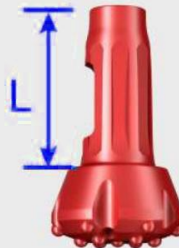
MDC70  
L=144mm  
Spline=6



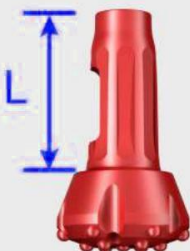
MDC90/  
MDC90- I /930  
L=130mm  
Spline=6



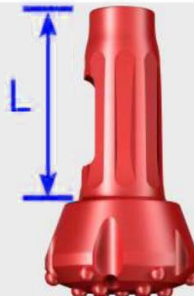
MDC76  
L=112mm  
Spline=4



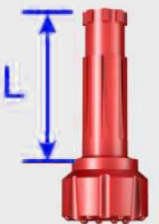
MDC110/  
MDC110- I /4.5  
L=140mm  
Spline=6



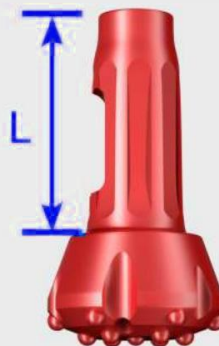
MDC80/  
MDC80X  
L=130mm  
Spline=6



MDC150/  
MDC150- I  
L=170mm  
Spline=6



MDC80-II  
L=144mm  
Spline=6



MDC170/  
MDC170- I  
L=170mm  
Spline=6

# Technical Parameters

Part No	NO. Air Holes	Dia(mm)	Weight(Kg)	Gauge Buttons	Front Buttons	DTH Hammer
MDC65PQ	1	68-72	1.5	4 Xφ12	3 Xφ12	MDC 65B
MDC 70-75	3	75-77	2.4	5 Xφ12	3 Xφ12	MDC 70
MDC 76PQ	2	76-78	2.5	5 Xφ12	3 Xφ12	MDC 76
MDC 76-78	2	78-82	2.6	5 Xφ12	3 Xφ12	
MDC 80PQ	3	82-84	3.0	6 Xφ12	3 Xφ12	MDC 80 MDC 80X
MDC 90A	3	90-95	3.6	6 Xφ14	4 Xφ12	
MDC 80XD-90	4	90-95	3.4	8 Xφ12	4 Xφ12	MDC 80XD
MDC 80-II-80	3	82-84	3.0	5 Xφ12	4 Xφ12	MDC 80-II
MDC 90B	3	90-95	3.8	6 Xφ14	4 Xφ12	MDC90  MDC90- I  MDC930
MDC 90T1	2	90-95	3.6	6 Xφ14 (Ballistic)	3 Xφ12 (Ballistic)	
					1 Xφ12 (Hemispherical)	
MDC 90T2	2	90-95	3.8	6 Xφ14 (Ballistic)	4 Xφ12 (Ballistic)	
MDC 90T3J	3	90-95	3.6	6 Xφ14 (Sharp)	4 Xφ12 (Sharp)	
MDC 90T5	2	90-95	3.6	5 Xφ14 (Ballistic)	4 Xφ12 (Ballistic)	
MDC 90-100	3	100-105	4	6 Xφ14	4 Xφ12	

# Technical Parameters

Part No	NO. Air Holes	Dia(mm)	Weight(Kg)	Gauge Buttons	Front Buttons	DTH Hammer
MDC 90-105	3	105-110	4.2	8 Xφ14	2 Xφ12	MDC90 MDC90- I MDC930
MDC 90-110	3	110-115	4.5	8 Xφ14	2 Xφ12	
MDC90-120	3	120-125	5	8 Xφ14	3 Xφ12	
MDC90-130	3	130-135	6.8	6 Xφ14	8 Xφ12	
MDC110-110	3	110-115	6.1	6 Xφ14	5 Xφ12	MDC110 MDC110- I MDC4.5
MDC 110-115	3	110-115	6.3	6 Xφ14	5 Xφ12	
MDC 110-120	3	120-125	7	6 Xφ14	6 Xφ12	
MDC 110-125	3	125-130	7.1	6 Xφ14	7 Xφ12	
MDC 110-130	3	130-135	7.3	6 Xφ14	7 Xφ12	
MDC 110-135	3	135-140	8	6 Xφ14	7 Xφ12	
MDC110-140	3	140-145	8.2	6 Xφ14	8 Xφ12	
MDC 110-150	3	150-155	9	6 Xφ14	9Xφ12	
MDC 150-155	3	155-160	16.3	14 Xφ16	4 Xφ14	MDC150
MDC 150-165	3	160-165	17.3	14 Xφ16	5 Xφ14	MDC150- I

# Technical Parameters

Part No	NO. Air Holes	Dia(mm)	Weight(Kg)	Gauge Buttons	Front Buttons	DTH Hammer
MDC 150-185	3	180-185	19.6	15Xφ16	8 Xφ14	MDC150
MDC 150-200	3	200-205	23	18Xφ16	3 Xφ14	MDC150- I
MDC170-175	3	175-180	22.8	15 Xφ16	8 Xφ14	MDC 170 MDC 170- I
MDC170-185	3	185-190	23.24	15 Xφ16	8 Xφ14	
MDC170-190	3	195-198	23.5	9 Xφ16	13 Xφ14	
MDC170-195	3	195-198	24	9 Xφ16	13 Xφ14	
MDC170-200	3	200-203	25.8	18 Xφ16	5 Xφ14	
MDC 170-205	3	200-203	26.1	18 Xφ16	6 Xφ14	
MDC 170-210	3	210-213	26.5	9 Xφ16	13 Xφ14	
MDC 170-220	3	220-223	28.5	14 Xφ16	12 Xφ14	
MDC 170-220J	3	220-223	28.5	15 Xφ16	11Xφ14	
MDC 170-230	3	230-233	32	15 Xφ16	12Xφ14	
MDC 170-240	3	240-243	36	15 Xφ16	11Xφ14	
MDC 170-250	3	250-253	45	15 Xφ16	13Xφ14	